

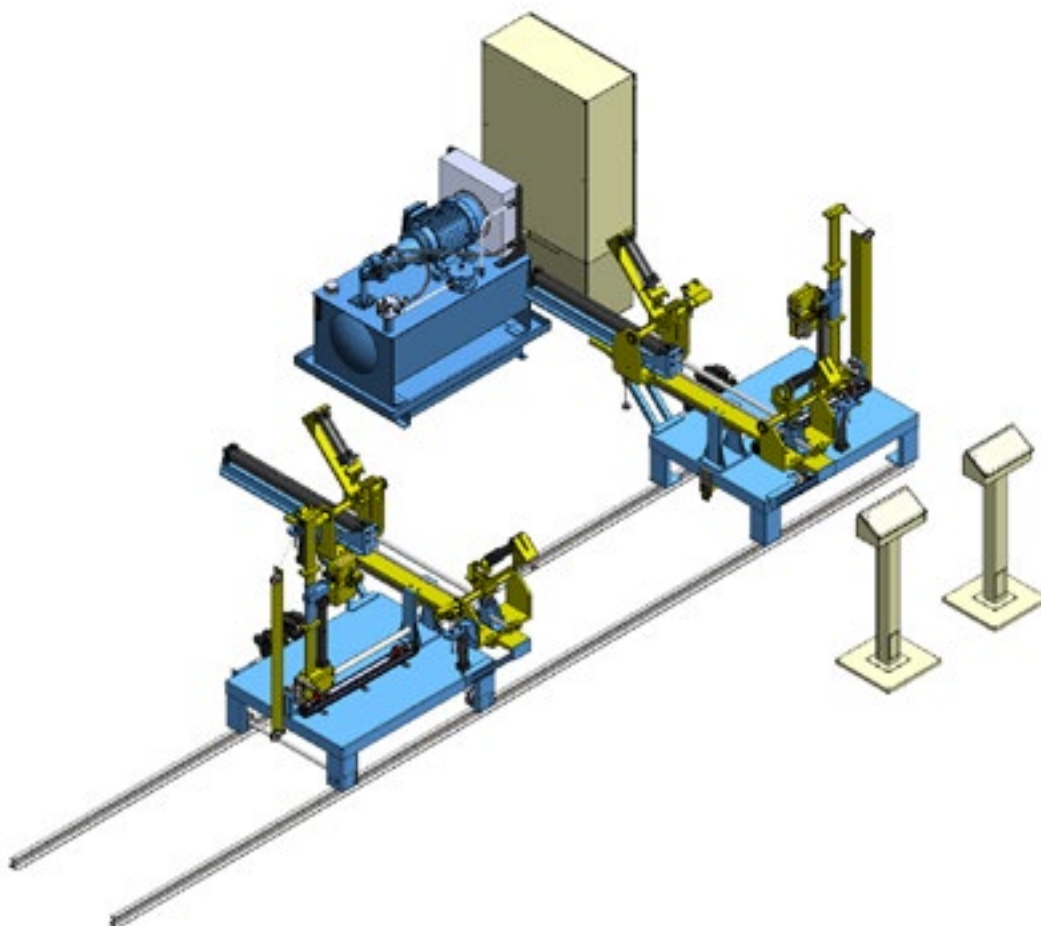
■ The hydraulic coil forming machine HCFM-4500 is designed to form and shape loops to full formed coils. It is a semi-automatic machine.

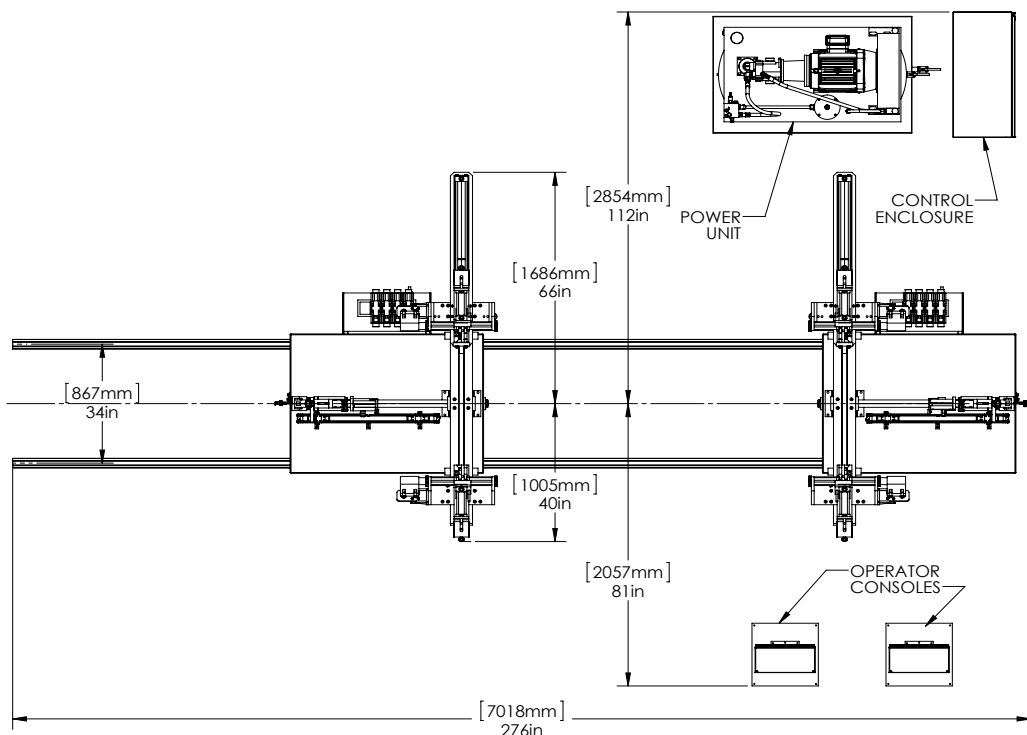
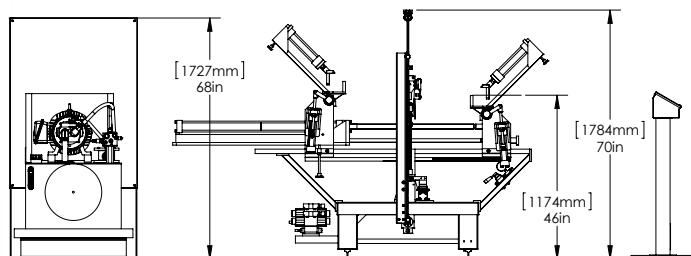
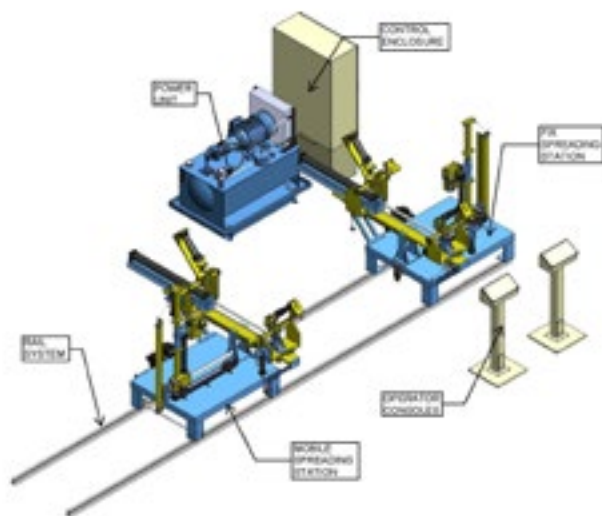
The machine consists of the following:

- a rail system,
- a fix spreading station,
- a mobile spreading station,
- a hydraulic system,
- an electrical control system with a control enclosure and two operator consoles.

All adjustments are manual: coil length, slot length, spread inside dimension, slot angle, knuckle height, cross section.

The back side can be raised to facilitate loading of certain types of loops. The right knuckle holder is designed to position all leads parallel to each other, eliminating the necessity of hand forming or positioning the leads. The radius at the end of the slot portion is interchangeable. The knuckle holders are equipped with a compensation pneumatic system to facilitate their positioning on the loop. The knuckle pins are interchangeable. Involute shape mechanism is available: max. 4" (102 mm).





TECHNICAL DATA

Height:	70" (1 784 mm)
Length:	276" (7 018 mm)
Width:	193" (4 902 mm)
Working height:	40" (1 016 mm)
Supply voltage:	575 V / 60 Hz / 3 Ph 480 V / 60 Hz / 3 Ph
Power unit AC motor power:	15 HP (11 kW)
Oil pressure:	2 000 PSI (135 bar)
Air pressure:	80 PSI (5.5 bar)
Air consumption:	0.5 SCFM
Min. slot holder capacity:	1/4" x 1/2" (6 mm x 13 mm)
Max. slot holder capacity:	1 1/2" x 3" (38 mm x 76 mm)
Min. slot length:	10" (254 mm)
Max. slot length:	160" (4 064 mm)
Min. loop length (pin to pin):	18" (457 mm)
Max. loop length (pin to pin):	210" (5 334 mm)
Max. coil length (pin to pin):	177" (4 500 mm)
Slot angle θ adjustment:	0°-55°
Max. spread inside dim. ($\theta=0^\circ$):	42" (1 066 mm)
Min. spread inside dim. ($\theta=155^\circ$):	12" (305 mm)
Max. spread inside dim. ($\theta=155^\circ$):	49" (1 245 mm)
Knuckle holder drop:	15" (381 mm)